



District Report Card: 2017


State: Odisha	District: Malkangiri
Class: 8	Subject: Language
Schools: 51	Students: 1178


Participation/Coverage


Students

<div>GENDER</div> <div></div>	Boys		Girls	
	Number	%	Number	%
	636	53.99	542	46.01

<div>AREA</div> <div></div>	Rural		Urban	
	Number	%	Number	%
	999	84.80	179	15.20

<div>CATEGORY</div> <div></div>	SC		ST		OBC		GEN	
	Number	%	Number	%	Number	%	Number	%
	434	36.84	543	46.10	65	5.52	136	11.54

<div>CWSN</div> <div></div>	LD	VI	HI	S&LD	ID	Oth
	1	3	3	0	2	10

<div>Management</div> <div></div>	Government		Government-aided	
	Number	%	Number	%
	1049	89.05	129	10.95

Average Performance of Students in Language (%)

Overall	Gender		Area		Management		Social Group			
	Male	Female	Rural	Urban	Govt.	Aided	SC	ST	OBC	GEN
52.71	50.95	54.77	53.04	50.88	53.64	45.12	56.10	50.36	46.67	54.17

Performance on Learning Outcomes (LOs)

Learning Outcomes	Description	Average Performance(%)
L813	Read textual/non-textual materials with comprehension and identifies the details, characters, main idea and sequence of ideas and events while reading	52.71

Range of Performance of Students who Answered Correctly							
Below 30%		30% - 50%		50% - 75%		Above 75%	
Number	%	Number	%	Number	%	Number	%
216	18.34	329	27.93	432	36.67	201	17.06

Lowest Performing Learning Outcomes (LOs)

1 - Read textual/non-textual materials with comprehension and identifies the details, characters, main idea and sequence of ideas and events while reading (52.71)